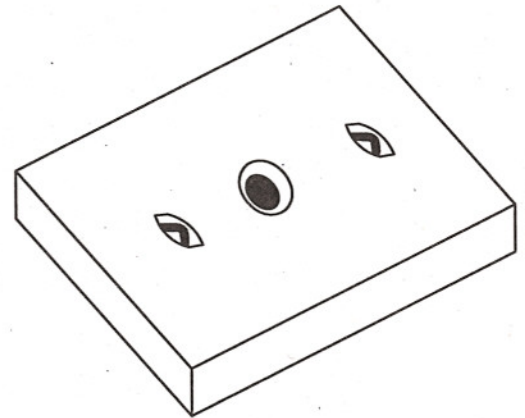
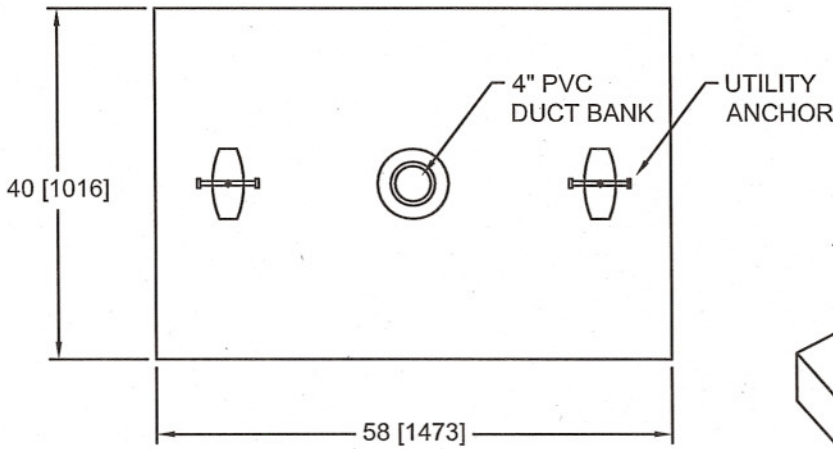




**NOTES:**

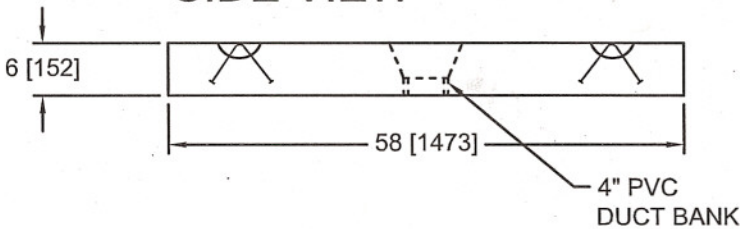
- ▣ Concrete Strength: 40 MPa [min.]
- ▣ Air Entrained [5 - 8%]
- ▣ Reinforced with 10M Rebar
- ▣ Not Designed for Vehicular Traffic Loading
- ▣ 4" PVC Duct for Drain
- ▣ Utility Anchors for Easy Lifting (no sp. rigging req'd)
- ▣ Total Weight: 1,200 lbs (546 kg)

**TOP VIEW**



**ISOMETRIC VIEW**

**SIDE VIEW**



FEB. 13, 2008

